

Supervisor Overview of Health Surveillance

1

The link to the portal is located on your intranet's home page.
We are including it here for your convenience.

[Teammate Health Portal](#)

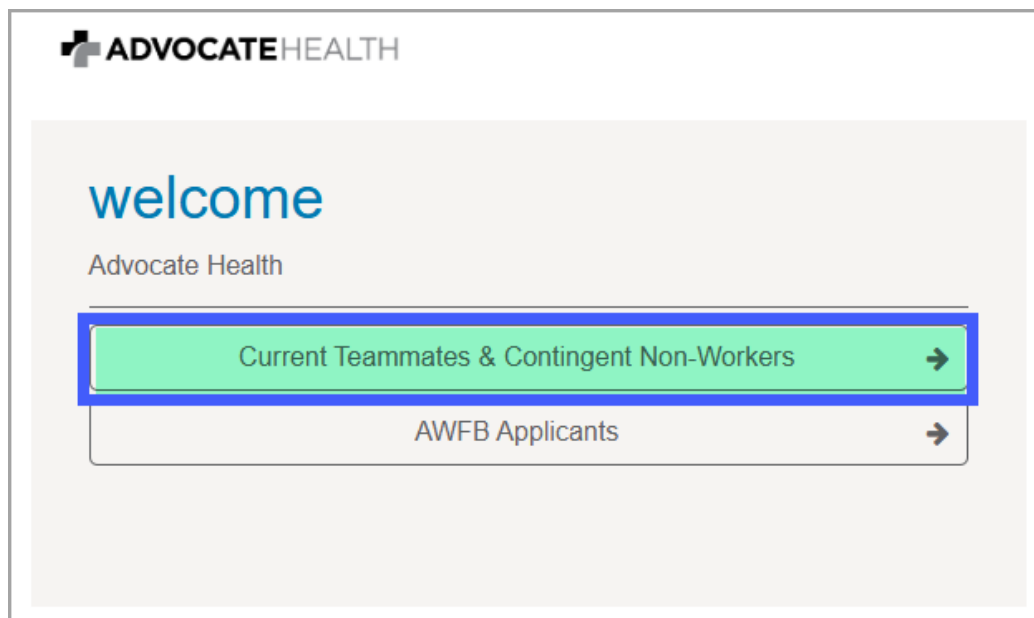
Or you can copy and paste the following in your browser:

<https://webchartnow.com/wakehealth/webchart.cgi>

If you need assistance with the portal, please email
TMHEnterpriseHelp@AdvocateHealth.org.

2

Select Current Teammates & Contingent Non-Workers when prompted.



Supervisor Overview of Health Surveillance

3

Select the drop-down to access the **Supervisor Portal**. If you do not see this option or selected the wrong portal in error, select the icon next to your name. This opens another drop-down menu. Select **Supervisor Portal** or **Portal selection** to choose the portal you want to be in.

YOU HAVE ACCESS TO MORE THAN ONE PORTAL ENVIRONMENT.
WHICH ONE DO YOU WANT TO USE?

ADVOCATE HEALTH

APPLICANT - ATRIUM

SUPERVISOR ACCESS

Sick TM Evaluation Form

Appointments

Additional Resources/Info

Hep B Declination Form

My Teammate Health Record

TB Health Evaluation

Settings

Supervisor Portal ★

Portal selection

Sign Out

HEALTH PORTAL —
MENU BELOW.

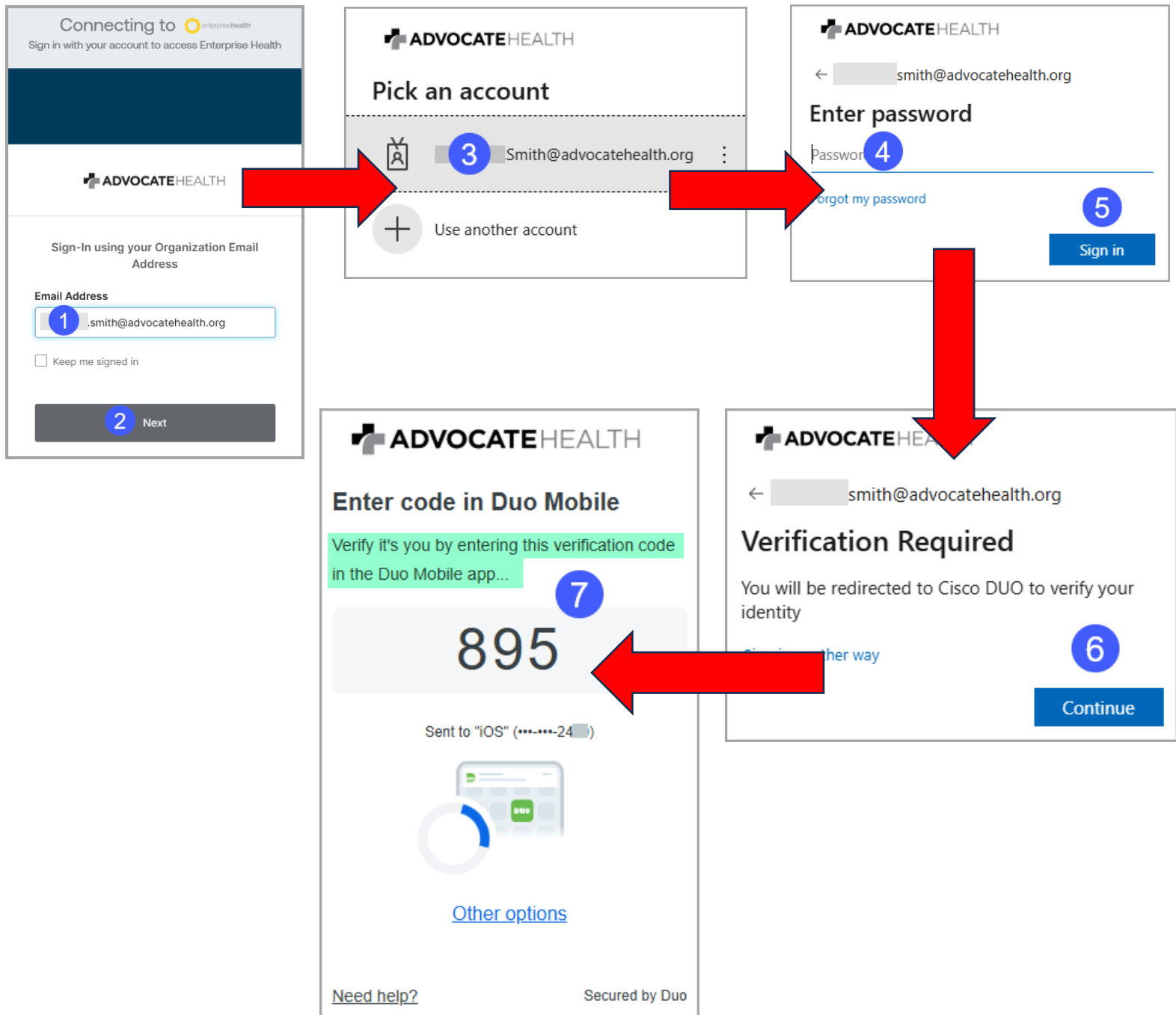
ADVOCATE HEALTH

Photo of a doctor and a patient wearing masks.

Supervisor Overview of Health Surveillance

4

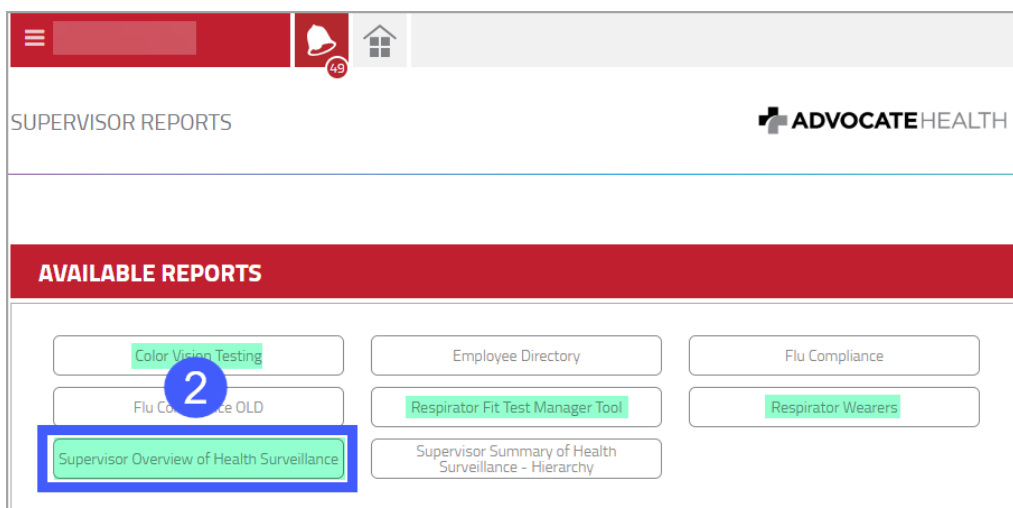
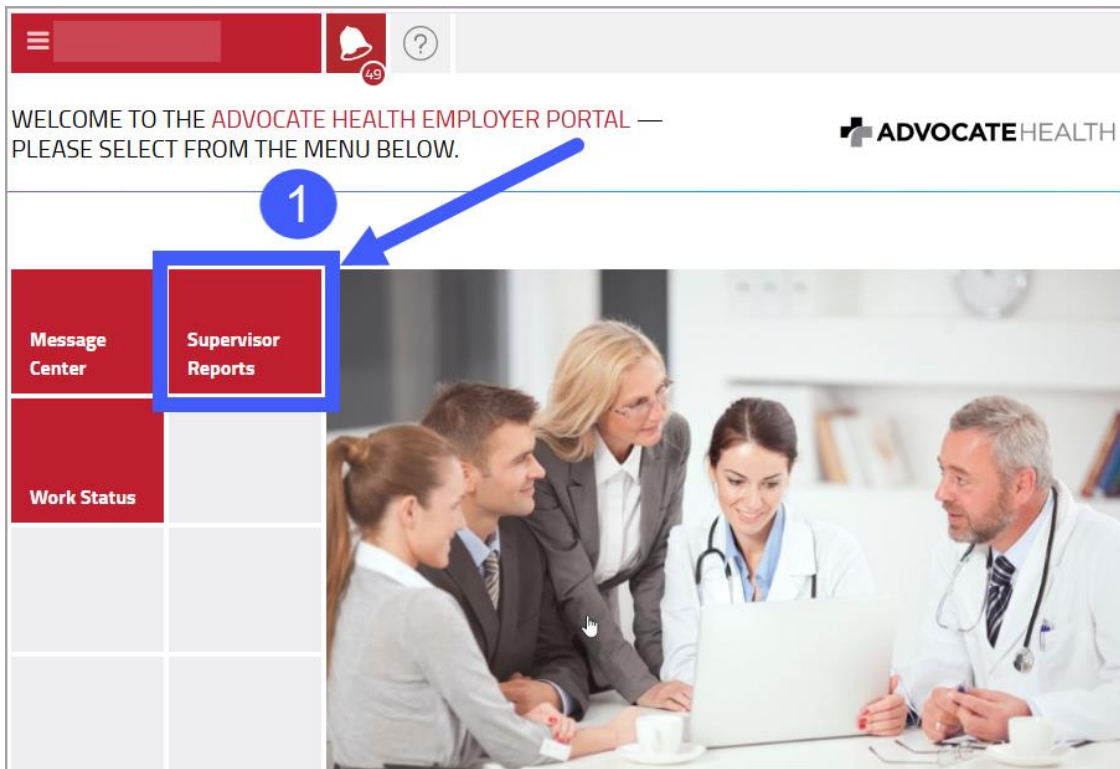
If you are using an Advocate device, you will sign in using SSO (single sign on), so if it is the first time logging in for the day, you must go through the two-step authentication process (Microsoft authenticator, DUO, etc.).



Supervisor Overview of Health Surveillance

5

Select 1. **Supervisor Reports**, then select the report you want to view 2. **Supervisor Overview of Health Surveillance** (for this example)



Supervisor Overview of Health Surveillance

6

- The Columns views are customizable.
- Use the icons to sort and filter each column.
- Once you select the filter icon, select the compliance panel you want to review and click ok.
- Scroll to the right to view all available columns.

SHOWING REPORT: SUPERVISOR OVERVIEW OF HEALT... back print

Columns views are customizable.

The funnel icon can be used to filter the column's results and the arrows icon can be used for sorting.

System Report: Supervisor Overview of Health Surveillance, 15 records

Columns Display Options

FILTERS

Panel in Search...

Select Field

- Select All
- AH - TB Surveillance
- Exposure-TB
- Flu Program
- Hepatitis B Vaccine - 2 Step
- Hepatitis B Vaccine - 3 Step
- Respirator Fit Testing
- TB Surveillance - Biannual
- Vivarium Surveillance

OK Cancel

GROUP FIELD

Select Field

Panel	Last Completed Date	Next Due
Flu Program	2024-11-22	2025-12
Respirator Fit Testing		2026-07
Exposure-TB	2025-09-29	0000-00
AH - TB Surveillance	2025-03-31	2026-03
Hepatitis B Vaccine - 3 Step	2024-10-01	0000-00
Respirator Fit Testing	2025-01-14	2026-07

Scroll to see ALL columns

Supervisor Overview of Health Surveillance

7

- If you cannot locate a teammate, make sure to select *clear filter*.
- Use the icons to create and download a CSV file (similar to an Excel spreadsheet) if needed.

SHOWING REPORT: SUPERVISOR OVERVIEW OF HEALT... back print

If you cannot locate a teammate, make sure to select clear filter.

System Report: Supervisor Overview of Health Surveillance, 3 / 15 records (clear filter) Raw Data Edit

Store Displayed Data Columns Display Options Generate CSV Download CSV

If you need assistance with the portal, please email TMHEnterpriseHelp@AdvocateHealth.org.